


FUNCTION  
& FORM - THAT'S  
OCTANORM.

HDS

# Selectplus

Counters and Showcases



THE  
WORLD  
OF  
SYSTEMS

**OCTANORM**

By HDS Showcases





### SD 2000 Glass Counter

- 1000mm W x 500mm D x 900mm H
- Display area - glass sides; 4mm glass sliding doors in plastic track; 6mm glass top; two adjustable glass shelves;
- laminate display base
- Plinth base with adjustable feet
- Lighting - optional POA

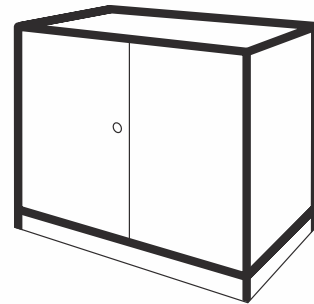
£ POA



### SD 2100 Glass / Storage Counter

- 1000mm W x 500mm D x 900mm H
- Upper display - glass sides; 4mm glass sliding doors in plastic track; 6mm glass top;
- laminate display base
- Lower storage area - doors in plastic track
- Plinth base with adjustable feet
- Lighting - optional POA

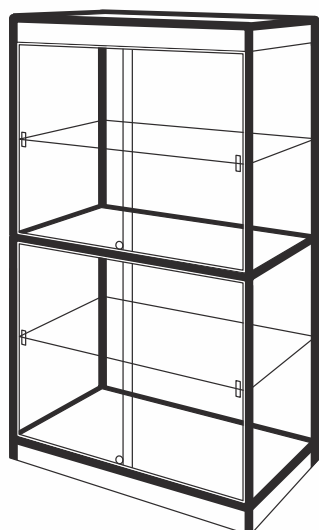
£ POA



### SD 2200 Storage Counter

- 1000mm W x 500mm D x 900mm H
- Sliding doors in plastic track
- Laminate top and sides
- Plinth base with adjustable feet

£ POA



### SD 3000 Glass Cabinet

- 1000 W x 500mm D x 2000mm H
- Upper display - 4mm solid or glass back; glass sides; 4mm glass sliding doors in plastic track; laminate display base
- Lower display - as above
- Three adjustable glass shelves
- Optional 100mm fascia with lighting board
- Plinth base with adjustable feet
- Lighting - optional POA

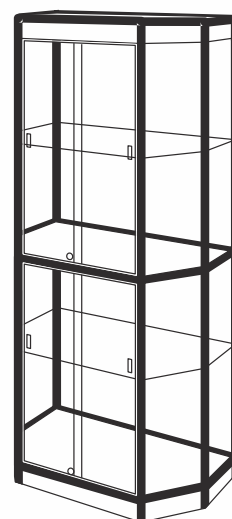
£ POA



### SD 3100 Glass / Storage Cabinet

- 1000mm W x 500mm D x 2000mm H
- Upper display - 4mm solid or glass back; glass sides; 4mm glass sliding doors in plastic track; laminate display base
- Lower storage area - doors in plastic track
- Three adjustable glass shelves
- Optional 100mm fascia with lighting board
- Plinth base with adjustable feet
- Lighting - optional POA

£ POA



### SD 3200 Shaped Glass Cabinet

- 1000mm W x 500mm D x 2000mm H
- Upper display - 4mm solid or glass back; glass sides; 4mm glass sliding doors in plastic track;
- laminate display base
- Lower display - as above
- Three adjustable glass shelves
- Optional 100mm fascia with lighting board
- Plinth base with adjustable feet
- Lighting - optional POA

£ POA

All SELECT PLUS cabinets come with the following features

- Satin anodised silver aluminium framework
- Toughened glass
- Aluminium composite laminates
- Lowe and Fletcher locks to all doors
- Fully constructed and ready for use
- Adjustable feet to floor standing cabinets

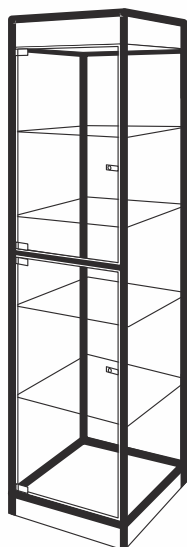
All SELECT PLUS cabinets have these lighting options:

- LED down lights or spot lights
  - LED light bars
  - LED Fluorescent strip lights
  - Standard mains Fluorescent strip lights
  - GU10 or Compact Fluorescent down lights or spot lights
- Please ask us for prices



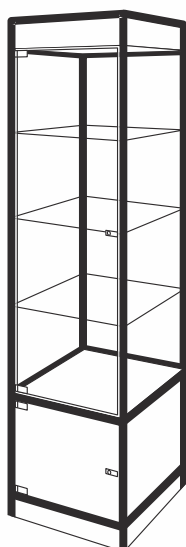
#### SD 2300 Table Counter

- 1000mm W x 500mm D x 900mm H
  - 300mm High Display area
  - Display area - glass sides; 4mm glass sliding doors in plastic track; 6mm glass top; laminate display base
  - Open base with adjustable feet
  - Lighting - optional POA
- £ POA



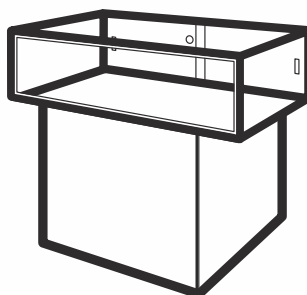
#### SD 3300 Glass Tower Cabinet

- 500mm W x 500mm D x 2000mm H
  - Glass sides; 6mm glass hinged doors; laminate display base; four adjustable glass shelves
  - Optional 100mm fascia with lighting board
  - Plinth base with adjustable feet
  - Lighting - optional POA
- £ POA



#### SD 3400 Glass / Storage Tower Cabinet

- 500mm W x 500mm D x 2000mm H
  - Glass sides; 6mm glass hinged door; laminate display base; three adjustable glass shelves
  - Optional 100mm fascia with lighting board
  - Lower storage area with hinged door
  - Plinth base with adjustable feet
  - Lighting - optional POA
- £ POA



### SD 2400 Pedestal Counter

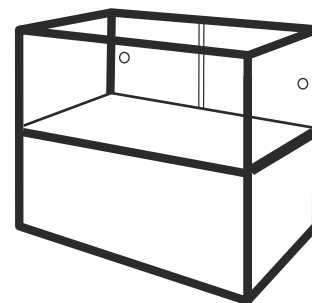
- 1000mm W x 500mm D x 900mm H on aluminium framed plinth with laminate panels
- Display area - glass sides; 4mm glass sliding doors in plastic track; 6mm glass top;

laminate display base

- Plinth base with adjustable feet

- Lighting - optional POA

£ POA



### SD 2500 Glass / Storage Counter 50-50

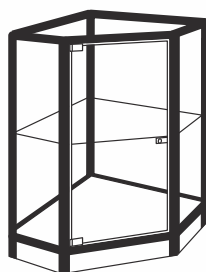
- 1000mm W x 500mm D x 900mm H
- Glazed upper display with storage below; solid sides with full height laminate doors in plastic track; 6mm glass top;

laminate display base

- Adjustable feet but no plinth

- Lighting - optional POA

£ POA




### SD 2600 Glass Corner Counter

- 500mm W x 500mm D x 900mm high
- Display area - glass sides; 6mm glass hinged door; 6mm glass top; laminate display base; one adjustable glass shelf;

- Plinth base with adjustable feet

- Lighting - optional POA

£ POA



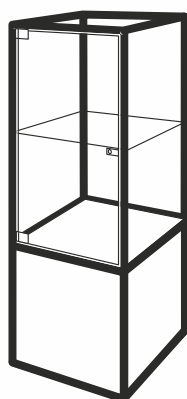
### SD 4000 Wall Cabinet

- 1000mm W x 250mm D x 1000mm H
- Glass sides; 4mm glass sliding doors in plastic track; laminate display back and base; two adjustable glass shelves

- Optional 100mm fascia with lighting board

- Lighting - optional POA

£ POA



### SD 3500 Mid Height Tower Cabinet


- 500mm W x 500mm D x 1500mm H
- Glass sides with laminate panels below; 6mm glass hinged door; laminate display base; one adjustable glass shelf

- No fascia

- Adjustable feet but no plinth

- Lighting - optional POA

£ POA



### SD 2700 Solid Corner Counter

- 500mm W x 500mm D x 900mm H

- Laminate top and sides

- Plinth base with adjustable feet

£ POA



### SD 4100 Shaped Wall Cabinet


- 1000 x 400 x 1000mm high

- Glass sides; 6mm glass hinged door; laminate display base & back; one adjustable glass shelf

- No fascia

- Lighting - optional POA

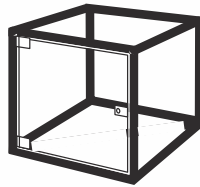
£ POA



### SD 2800 Till Counter

- 500mm W x 500mm D x 900mm H
- One fixed, one adjustable shelf
- Plinth base with adjustable feet


£ POA



### SD 5000 Counter Top Cabinet

- 500mm W x 500mm D x 500mm H
- Glass sides; 6mm glass hinged door; laminate display base
- For counter top or table top use
- Lighting - optional POA


£ POA



### SD 5100

- 500mm W x 500mm D x 900mm H
- Glass sides; 6mm glass hinged door; laminate display base; one adjustable glass shelf
- For counter top or table top use
- Lighting - optional POA

£ POA



### SD 6000

- 600 x 600 x 2000mm high
- Hexagonal glass cabinet; four adjustable glass shelves; one hinged glass door
- Optional 100mm deep fascia with lighting board
- Plinth base with adjustable feet
- Lighting - optional POA

£ POA



SD 2100



SD 3100 with optional canopy


With the Octanorm SelectPlus system, choosing your own counters and cabinets has never been easier. Just contact us and tell us what you need...

## Selectplus

Counters and Showcases

### 1 Select...

...the design you require, then select the shape of the framework profile - either triangular, rounded or square. Profiles are finished in satin silver but can also be supplied in satin black or white on request. Any other choice of colour is available to special order.



### 2 Specify...

...the specification that meets your needs:

**Cabinet Size** - we show the most popular size for each cabinet but we can supply any size you require.

**Panel Finishes** - choose from a standard range of laminates or define your own, including Mirror.



**Lighting** - LED spotlights & light bars. LED Fluorescent & compact fluorescent lighting.

**Base Details** - inline plinths, castors or legs, the choice is yours.



### 3 Plus...

...if you don't see what you need in this brochure don't despair, just call our Sales Department. We have one of the most comprehensive display systems currently available and we can make almost any display option you can think of.



HDS Showcases  
Harrison Display Systems Ltd  
New Milton, Hampshire

T: 01425 623282  
M: 07837 570875

E: [sales@hds-showcases.co.uk](mailto:sales@hds-showcases.co.uk)  
W: [www.hds-showcases.co.uk](http://www.hds-showcases.co.uk)